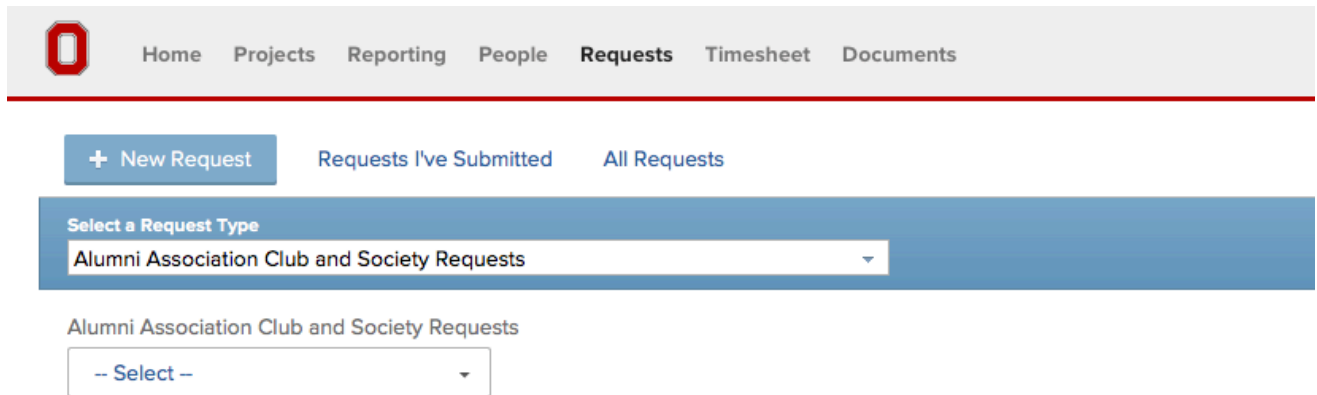


Please follow these steps to request communications from the Alumni Association. For assistance, contact the Regional Engagement team.

Login here: go.osu.edu/grouprequests
Enter your club or society email and password

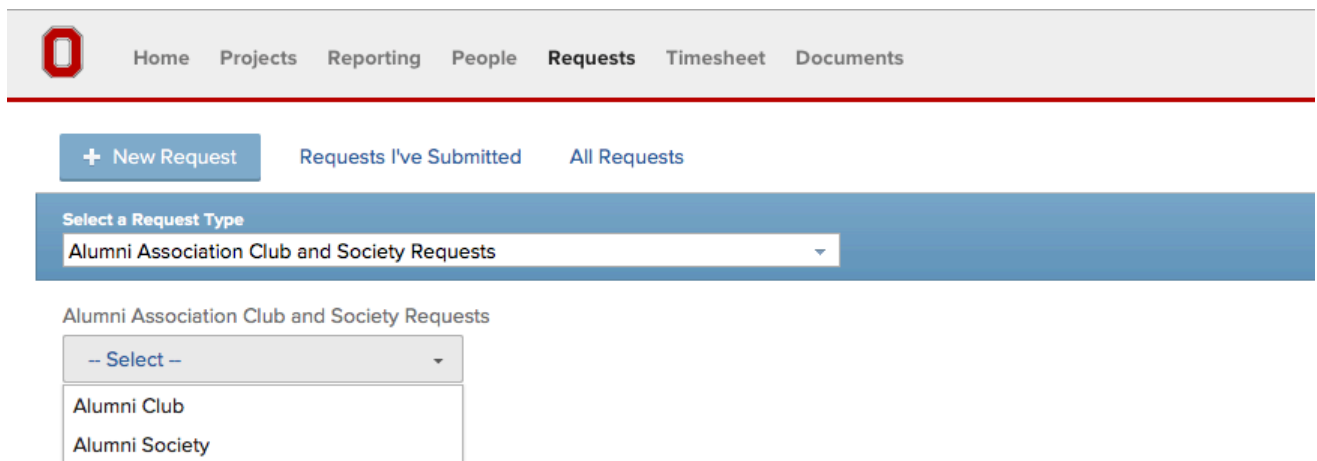
Select the **Alumni Association - Club and Society Requests** form.



The screenshot shows the top navigation bar with the OSU logo and links for Home, Projects, Reporting, People, Requests, Timesheet, and Documents. Below the navigation bar, there are three buttons: '+ New Request', 'Requests I've Submitted', and 'All Requests'. A blue bar contains a dropdown menu labeled 'Select a Request Type' with 'Alumni Association Club and Society Requests' selected. Below this, the text 'Alumni Association Club and Society Requests' is displayed above another dropdown menu showing '- Select -'.

Note: ADV COMM and UM forms are for internal use only. If you submit a request through these forms we cannot guarantee a response.

Select: Alumni Club



This screenshot is identical to the one above, but the second dropdown menu is open, showing the options 'Alumni Club' and 'Alumni Society' below the '- Select -' placeholder.

Then select request type from the dropdown

Home Projects Reporting People Requests Timesheet Documents

+ New Request Requests I've Submitted All Requests

Select a Request Type
Alumni Association Club and Society Requests

Alumni Association Club and Society Requests
Alumni Club

Alumni Club
-- Select --
Alumni Club Communications - Event
Alumni Club Communications - Non-event
Alumni Club Web Update

Alumni Club Communications - Event: Select for any communications related to an event, including web updates.

Enter the subject: This will be the name of your project.

Enter description: Give a brief overview of your request

Add documents: This is where you'll upload Word documents, photo files, or PDFs to supplement your communication request. Drag the desired document into the box or click Add Documents to select the file from your computer

Documents

↑ Add Documents

Or drag and drop here to attach...

Audience: Specify who this communication is for (i.e. young alumni, all alumni in the area, CBSA, etc.).

Approver name and email: Please enter your name and preferred email here.

Regional engagement representative: Please select the appropriate person/region. This will enable your regional engagement representative to follow the progress of the request.

Enter all of the event details for your request in the boxes. Use the Other Event details box to give any additional information that doesn't fit one of the provided categories. Bolded fields are required.

Deliverables: Select your desired communications for this event. We will use the information provided in the event details form to complete the requests. If you would like to include additional content, please create a Word document and upload the content to the form or enter in the Other Event Details field. Please note delivery timing at the bottom of this form.

Alumni Club Event Communications (Copy)

Audience

Approver Name [?](#)

Approver Email [?](#)

Regional Engagement Officer

- Jason Homan - Southeastern US Maggie Sweeney - Western US Colin Veatch - Southern Ohio and Midwest US
 Tyler Gagai - Northern Ohio Natasha Kanakkanatt - Northeast US

Event Name

Event Description

Event Location Name and Address

Event cost

RSVP

Direct questions to [?](#)

Other Event Details [?](#)

Deliverables Requested

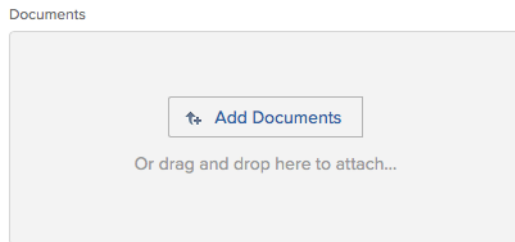
- Email Web Update Print

Alumni Club Communications – Non-event: Select this option for any communications request not related to an event

Enter the subject: This will be the name of your project.

Enter description: Give a brief overview of your request

Add documents: This is where you'll upload Word documents, photo files, or PDFs to supplement your communication request. Drag the desired document into the box or click Add Documents to select the file from your computer



Audience: Specify who this communication is for (i.e. young alumni, all alumni in the area, CBSA, etc.).

Approver name and email: Please enter your name and preferred email here.

Regional engagement representative: Please select the appropriate person/region. This will enable your regional engagement representative to follow the progress of the request.

Email:

Enter Email Text in the space provided, include a subject. If you would prefer to upload a Word document, please just enter "see upload" and we will refer to any documents uploaded with the request for the content.

Desired send date: Enter the desired send date. We request 2 weeks notice for email sends.

Communications Requested

Email Print

Additional Details - Email

Email Text

Desired Send Date

Print:

Print piece: Please indicate if this is a free piece and select the desired delivery date (allowing six weeks from request date). You are able to enter content directly in the Postcard Content field or upload any additional content in a Word document to the Add documents box at the top of the page.

Additional Details - Print

Is this a free print piece?

Yes No

Desired Delivery Date

Postcard Content

Alumni Club Web Update: Select this option for any web updates not related to an event.

New addition: Select New addition and enter the desired update in the box provided. Upload additional content to the Add documents box at the top of the page.

Update existing: Select Update existing, enter the link to the page to be updated and enter the desired update in the box provided. Upload additional content to the Add documents box at the top of the page.

Alumni Club Web Update (Copy)

Is this new or an update?

New Addition Update Existing

Link to page

Desired Updates

Please allow up to 72 hours from request date for completion.

What happens next?

Your regional engagement representative will review your request and will contact you if anything is missing. Once complete, the request will be submitted to the advancement communications team and they will work on a draft of the communication. When it is ready, they will send it to you for your review and approval.